

attention.



evangelism. ajax.



evangelism. ajax. attention?





new model. attention.



new model. attention.




attention. engaging.





attention. engaging.

Wow!




engaging



# attention. relevant.

Wow!



engaging

Delight!




relevant





# attention. loyalty.

Wow!



engaging

Delight!



relevant

Love!



loyalty

attention. immediacy.

**Ask Your Question**

**1. Enter your question**  
You can ask 5 more questions today.

**2. Add details (optional)**  
No spam, please! When in doubt, please refer to our [community guidelines](#).

You have 110 characters to work with. Add details below.









You have 1000 characters to work with.

pattern. Live Suggest.

To: | Show BCC

Cc:

Subject: Plain Text

Times New Roman 12 **B** *I* U        

pattern. Auto Complete.

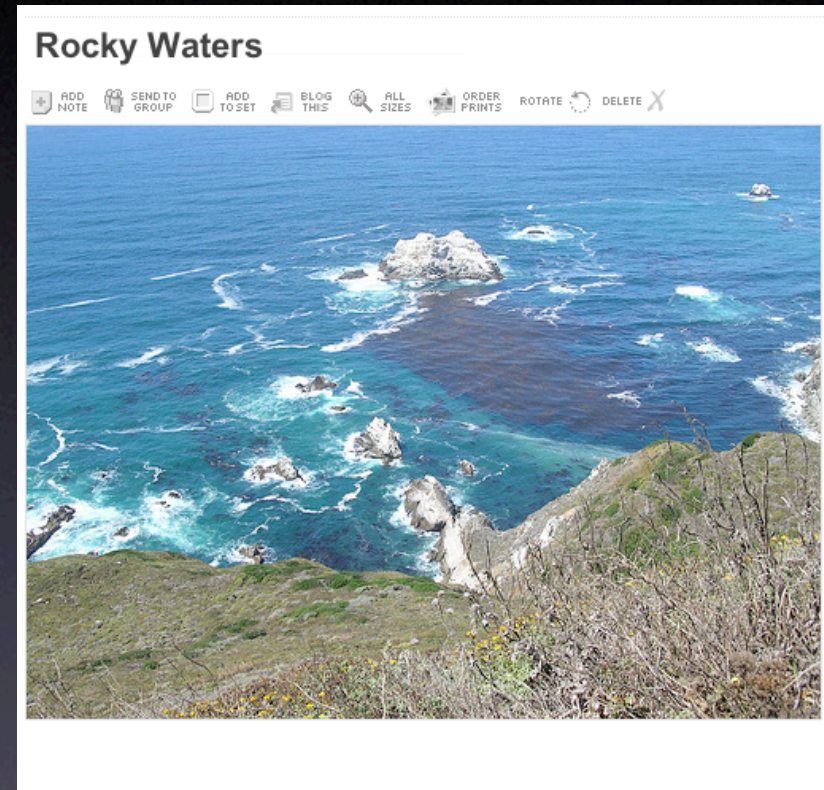




attention. directness.

The screenshot shows the Yahoo! Plus homepage with a search bar at the top. Below the search bar, there are several widgets: a Scoreboard for NHL and NBA games, a Message Center with a 'Launch Messenger' button, a Weather widget for various locations, a Software News section with links to articles, an eHub with interviews, and a Maps section. The layout is clean and organized, with a focus on providing quick access to various services and information.

pattern. Drag and Drop.

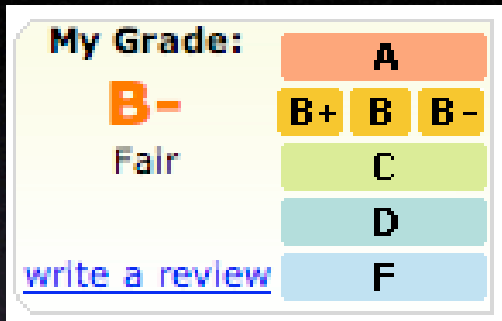


pattern. Inline Editing.

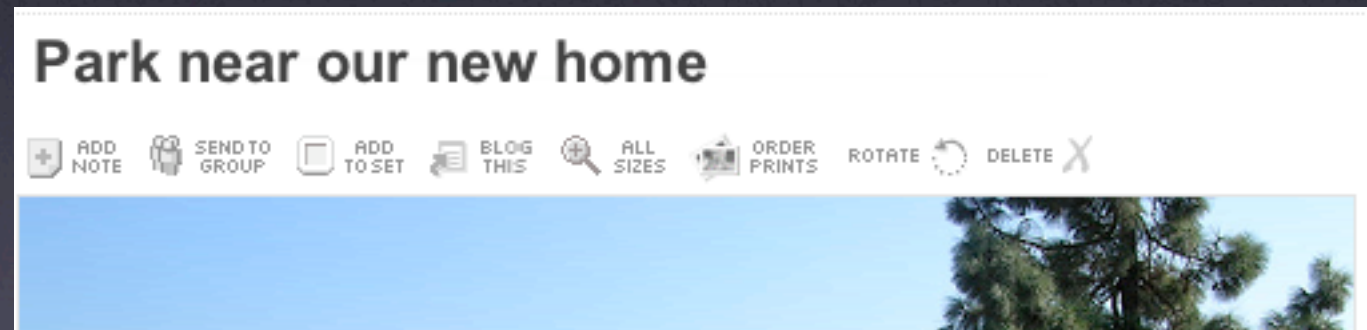




attention. invitational.




pattern. Hover Invitation.



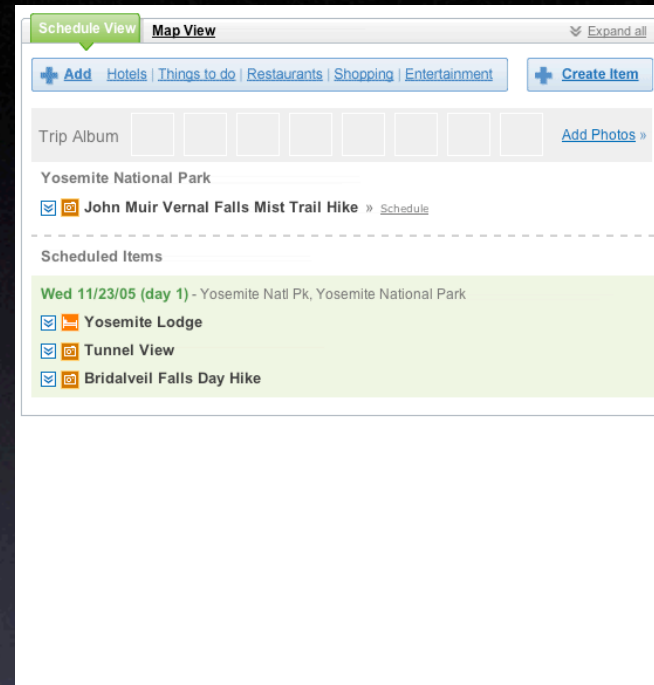
pattern. Tooltip Invitation + Hover Invitation.



attention. without boundaries.



pattern. Endless Scrolling.




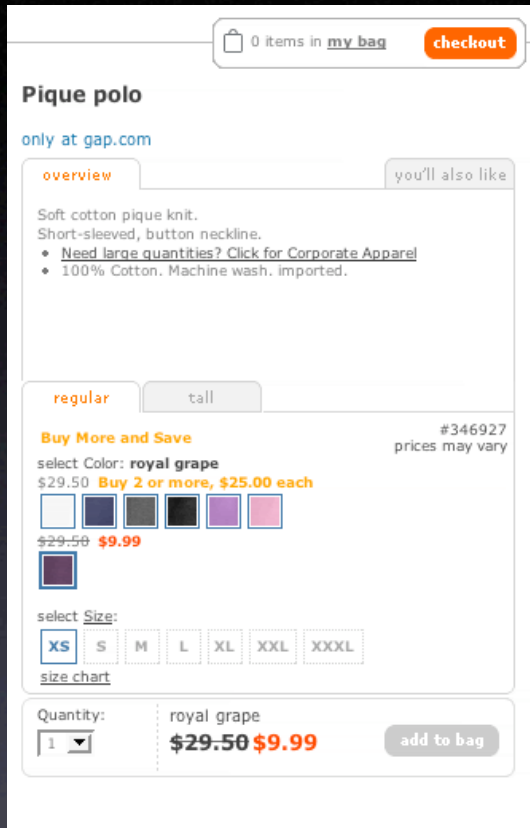
pattern. In Context Expand.



pattern. Hover Details.



attention. light footprint.



pattern. Rating an Object.

pattern. Remembered Collection.






attention. cinematic.

**Lists**

☐ Remove this item

☐ And this one too

 [Edit](#) ☐ adding a new item

or [I'm done adding items](#)

pattern. Fade Transition + Self-Healing Transition.

**Fantasy Games Archive** [Privacy Settings](#)

**All Sports** | [Baseball](#) | [Basketball](#) | [Football](#) | [Auto Racing](#) | [Golf](#) | [Hockey](#)

**All Fantasy Games**

You have not played any Fantasy Games

Search: [Yahoo! Sports](#) ▼ for

Copyright © 2006 Yahoo! Inc. All rights reserved. [Privacy Policy](#) - [Terms of Service](#) - [Copyright/IP Po](#)

pattern. Slide + Fade In + Fade Out.



attention. rich content.

[Schedule View](#) [Map View](#) [Expand all](#)

[+ Add](#) [Hotels](#) [Things to do](#) [Restaurants](#) [Shopping](#) [Entertainment](#) [+ Create Item](#)

### Yosemite National Park

 [John Muir Vernal Falls Mist Trail Hike](#) [Schedule](#) [View](#) [Delete](#)

+1 209 372 0200  
Happy Isle Shuttle Stop #16  
Yosemite National Park, CA 95389  
United States

This hike is also known as the Mist Trail because it passes right beside Vernal Falls, which in the spring blows a heavy mist everywhere. This 1.4 mile roundtrip hike is considered a moderate ...

**Notes:** [\[ Edit \]](#)  
**Tags:** [\[ Edit \]](#)  
**Dates:** [\[ Add \]](#)



---

#### Scheduled Items

  **Wed 11/23/05 (day 1)** - Yosemite Natl Pk, Yosemite National Park


  **Yosemite Lodge**

  **Tunnel View**


  **Bridalveil Falls Day Hike**

pattern. Shareable Object.


Other trips you might like ... [Browse All Public Trips »](#)




The Ultimate A...  
by [ajrao1918](#)  
[Copy this trip](#)




SF Trip  
by [pilak\\_shah](#)  
[Copy this trip](#)



6 Parks in 8 d...  
by [jacorebb](#)  
[Copy this trip](#)



Yosemite  
by [whiskeywom...](#)  
[Copy this trip](#)



Cali Baby!  
by [ibily78](#)  
[Copy this trip](#)





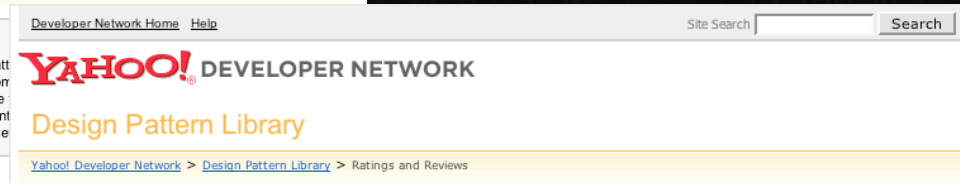
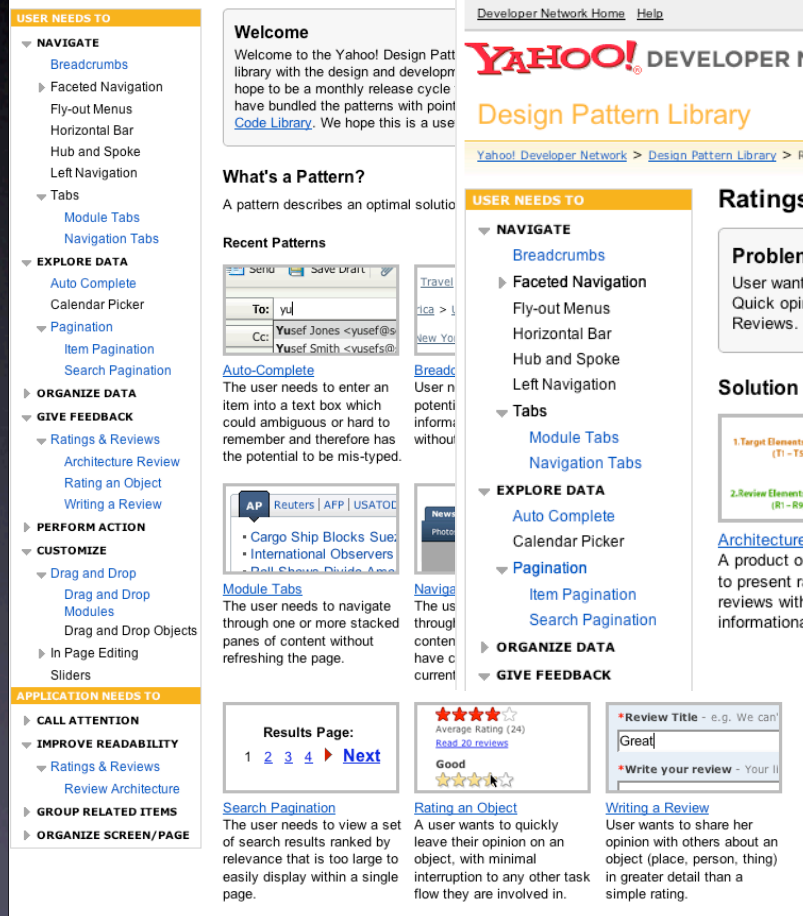
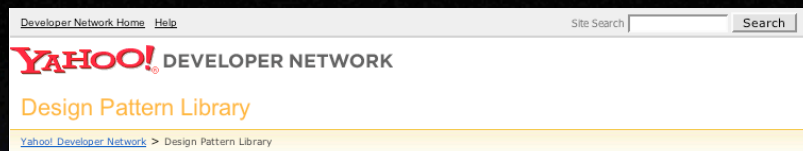
# attention. design patterns.

Drag and Drop. Drag and Drop Modules. In Page Editing. In Page Custom Editing. Direct State Editing. Grid Cell Editing. Inline Custom Editing. Inline Tag Editing. Popup Custom Editing. Slide-out Custom Editing. Inline Text Editing. Persistent Portals. Inline Reordering. Indication. Busy Indication. Cursor Busy. In Context Busy. In Context Progress. Inline Status. Auto Complete. Balloon Error Tip. Deferred Content Loading. Dynamic Goal. Narrowing Choices. Refining Search. Live Search. Dynamic Filter. Invitation. Cursor Invitation. Drop Invitation. Tool Tip Invitation. Hover Invitation. Detail Zoom. Opacity Focus. Configurable Module - Faceplate. Configurable Module - Flip It. Configurable Module - Inline Configure. Configurable Module - Slide Out Drawer. Slide Out. Flip. Opacity Fade. Endless Scrolling. Expandable Paging Boundary. Fresh Content. Hover Detail. In Place Drill Down. Inline Assistant. Inline Validation. Validate Then Suggest. On Demand Refresh. Periodic Refresh. Resizable Modules. Scrolling Modules. Auto Save. In Context Tools. Remembered Collection. Remembered Preferences. Auto Form Fill. Rating an Object. Transition. Brighten Transition. Cross Fade Transition. Dim Transition. Expand Transition. Fade In Transition. Fade Out Transition. Flip Transition. Move Transition. Self-Healing Transition. Collapse Transition. Slide Transition. Rich Internet Object. Available. Selected. Identifiable Object.





# Yahoo! Design Pattern Library Released 2/13



## Ratings and Reviews

### Problem Summary

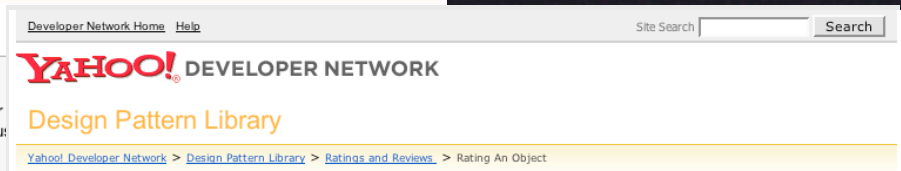
User wants to leave an opinion or Quick opinions can be captured using Reviews.

### Solution Patterns



**Architecture of a Review**  
A product or website needs to present ratings and reviews with a variety of informational elements.

**Rating An Object**  
A user wants to quickly leave their opinion on an object, with minimal interruption to any other task flow they are involved in.

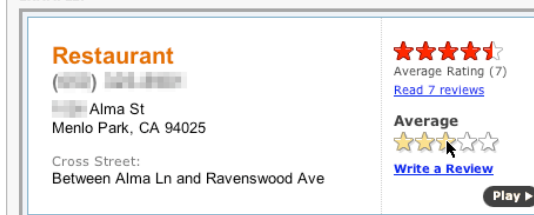


## Rating An Object

### Problem Summary

A user wants to quickly leave their opinion on an object, with minimal interruption to any other task flow they are involved in.

EXAMPLE:



Rate a restaurant on [Yahoo! Local](#)

### Use When

- A user wants to leave an opinion quickly.
- Use in combination with reviews for richer experience.
- Use to quickly tap into the existing "community" of a product.
- Ratings are collected together to present an average rating of an object from the collective user set.

### Solution

- Show clickable items (most often used are stars) that light up on rollover to infer clickability.

### QUICK JUMP

- [Solution](#)
- [Rationale](#)
- [Accessibility](#)

### RELATED PATTERNS

- [Ratings and Reviews](#)
- [Architecture of a Review](#)
- [Writing a Review](#)

### AS USED ON YAHOO!

- [Yahoo! Local](#)
- [Yahoo! Shopping](#)
- [Yahoo! Custom Autos](#)
- [Yahoo! Movies](#)

### BLOG

- [Blog Article](#)



This work is licensed under a [Creative Commons Attribution 2.5 License](#).



# Yahoo! User Interface Library Released 2/13

```
YAHOO.util.Motion = function(el, attributes, duration, method) {  
    if (el) {  
        this.initMotion(el, attributes, duration, method);  
    }  
};  
  
YAHOO.util.Motion.prototype = new YAHOO.util.Anim();  
  
YAHOO.util.Motion.prototype.initMotion = function(el, attributes, duration, method) {  
    YAHOO.util.Anim.call(this, el, attributes, duration, method);  
};
```

## YAHOO! USER INTERFACE BLOG

News and Articles about Designing and Developing with Yahoo! Libraries.

[Blog](#) [About](#)

[Developer Network Home](#) [Help](#)

### Developing a JavaScript Library for Yahoo!

February 17, 2006 on 12:17 pm by Eric Miraglia | In [Development](#) | 10 Comments

When we set out about a year ago to build the [Yahoo! User Interface Library](#), we had a specific set of challenges to address. First and foremost, we wanted to give our engineers to spend more time working on advanced, product-specific features, doing cross-browser tuning of generic interactions like drag and drop, and a talented, and creative pool of developers across the company. We wanted to develop shared libraries that normalize differences across releases. We agreed that we needed better toolkits for those rich interactive experiences of Yahoo! products.

Creating the library represented a significant undertaking, and it was a challenge among the larger front-end engineering community here at Yahoo!. Having now made the library publicly available as an open-source project, we wanted to share with you some of the thought processes driving its development.

#### Yahoo! UI Library

- [Home](#)
- [del.icio.us](#)  
Save, tag, and share your favorite sites
- [Finance](#)  
Get stock quotes, company news
- [Flickr™](#)  
Share photos with your friends
- [HotJobs](#)  
Find a great job
- [Maps](#)  
Create rich embedded map applications and overlays
- [Merchant Solutions](#)  
Build, host, manage and promote your online store
- [Music](#)  
Customize the Yahoo!

#### Yahoo! User Interface Library

The Yahoo! User Interface Library is a set of utilities and controls, written in JavaScript, for building richly interactive web applications using techniques such as DOM scripting, HTML and AJAX. The UI Library Utilities facilitate the implementation of rich client-side features by enhancing and normalizing the developer's interface to important elements of the browser infrastructure (such as events, in-page HTTP requests and the DOM). The Yahoo UI Library Controls produce visual, interactive user interface elements on the page with just a few lines of code and an included CSS file. All the components in the Yahoo! User Interface Library have been released as open source under a BSD license and are free for all uses.

These pages provide an overview of the Yahoo! UI Library as well as patterns and articles that help you create dynamic web applications with the Yahoo! UI Library. It contains these sections:

- [Getting Started](#)
- [Licensing](#)
- [Download](#)
- [Components](#)
- [Design Patterns](#)
- [Articles](#)
- [Support & Community](#)

#### Getting Started

To get started with the Yahoo! UI Library:





# Yahoo! User Interface Library Released 2/13

## Drag and Drop Modules

### Problem Summary

The user needs to re-arrange the layout of modules on a web page directly with the mouse.

### EXAMPLE:

The screenshot shows a web page layout with several modules that can be dragged and dropped. At the top, there are three buttons: "Add Content", "Change Layout", and "Change Colors". Below these are three main modules: "Weather", "Calendar", and "Maps". The "Weather" module shows "Menlo Park, CA" with a temperature of "43...75 F" and a sun icon. The "Calendar" module shows "February 2006" with a calendar grid. The "Maps" module shows "Select From Recently Used" and "Or Map a New Address:" with input fields for "Street Address or Airport Code", "City, State or a Postal Code", and a "U.S." dropdown menu. There are also "Get Map" and "Play" buttons.

Re-arranging modules with drag and drop on [My Yahoo!](#)

### QUICK JUMP

- [Solution](#)
- [Rationale](#)

### RELATED PATTERNS

- [Drag and Drop](#)

## CODE EXAMPLE



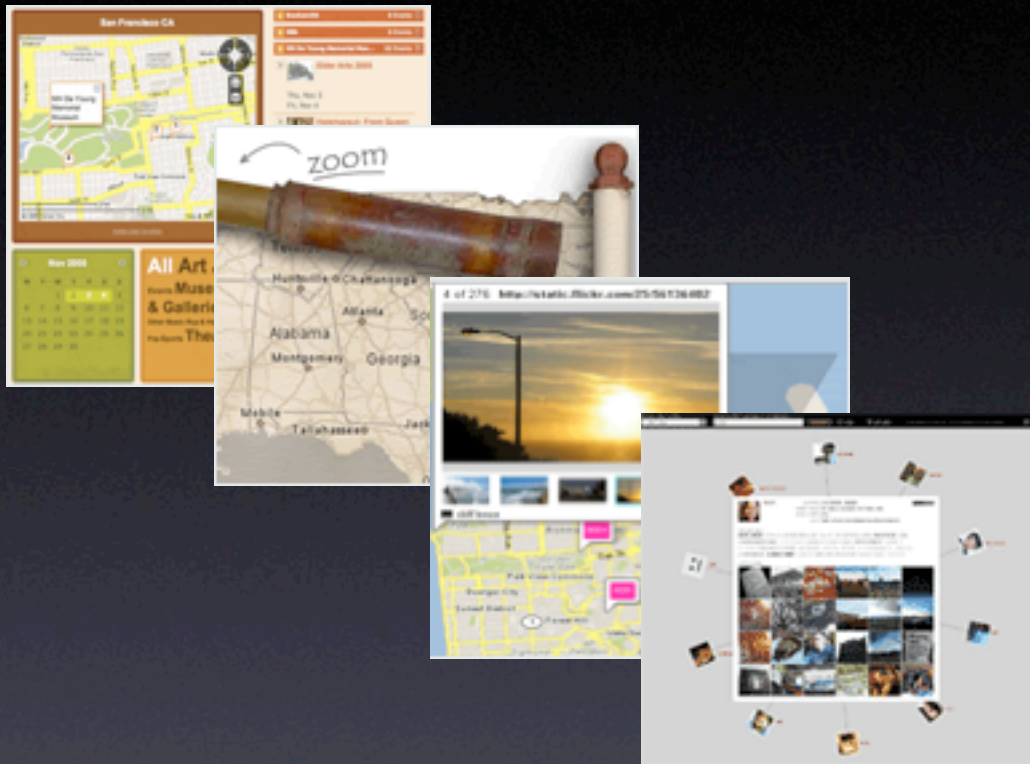
[Drag & Drop Utility](#)



[Drag & Drop Demos](#)



# Yahoo! Developer Network

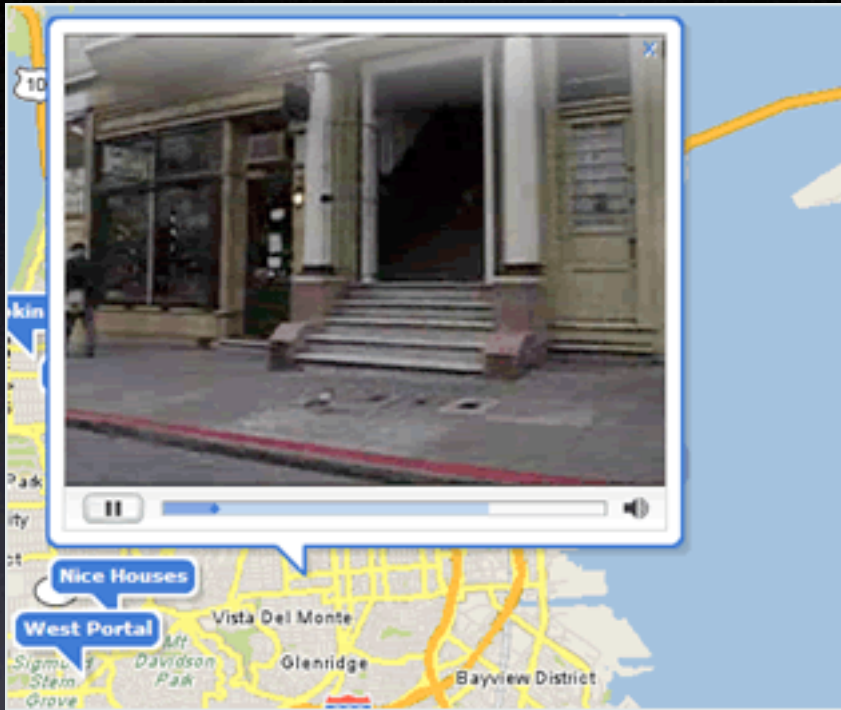


del.icio.us. Finance. Flickr.  
HotJobs. Maps. Merchant  
Solutions. Music. Search.  
Search Marketing. Shopping.  
Traffic. Travel. Upcoming.org.  
Weather. Webjay.





# Yahoo! Developer Network



information. just-in-time. services. apis. xml. json. mashups. web services. soa.

## Yahoo! Developer Network - JavaScript Developer Center

JavaScript Developer Center. PHP Developer Center. Yahoo! User Interface Library. Yahoo! Design Pattern Library. Widgets. JSON.



attention.





attention. our part.



attention. our part. tools.





surfacing a vocabulary. findable  
solutions. exposing services.



surfacing a vocabulary. findable  
solutions. exposing services.



surfacing a vocabulary. findable  
solutions. exposing services.





Yahoo! Developer Network  
Yahoo! User Interface Library  
Yahoo! Design Pattern Library



<http://yuiblog.com>

<http://developer.yahoo.net>

<http://developer.yahoo.net/yui>

<http://developer.yahoo.net/ypatterns>

